

Signify Classified - Internal
Cooper Lighting Solutions Photometric Lab
1121 Highway 74 South
Peachtree City, GA 30269



Scaled data based on original data using
LM-79-08 Approved Method: Electrical and Photometric Measurements of Solid-
State Lighting Products

Test Report Prepared for
Cooper Lighting Solutions
(formerly Eaton)

Brand: McGRAW-EDISON

Report Number: P437763

Luminaire Tested: **ISS-SA1E-830-U-SL3-HSS**

Issue Date: 12/9/2020

Test Information

Test Method: LM-79-08
Report Number: P437763
TEST IS SCALED FROM IESNA LM-79-08 TEST DATA (G3-2011-074-17)
Test Lab: INNOVATION CENTER
Issue Date: 12/9/2020
Manufacturer: COOPER LIGHTING SOLUTIONS (FORMERLY EATON)
Product Line: MCGRAW-EDISON
Catalog Number: ISS-SA1E-830-U-SL3-HSS
Description: IMPACT ELITE LED QUARTER SPHERE LUMINAIRE
(1) 80 CRI, 3000K, 1050mA LIGHTSQUARE WITH 16 LEDS AND TYPE III SPILL
LIGHT ELIMINATOR OPTICS WITH HOUSE SIDE SHIELD
Light Source: -
Ballast/Driver: ELECTRONIC DRIVER

Summary

Lumens per Lamp: N/A
Luminaire Lumens: 4764 lumens
Efficiency: N/A
Efficacy: 81.9 lumens/watt
Luminous Opening: Rectangular (W 0.5' x L: 0.5' x H: 0')
IES Classification: Type III - Short
BUG Rating: B1 - U0 - G2

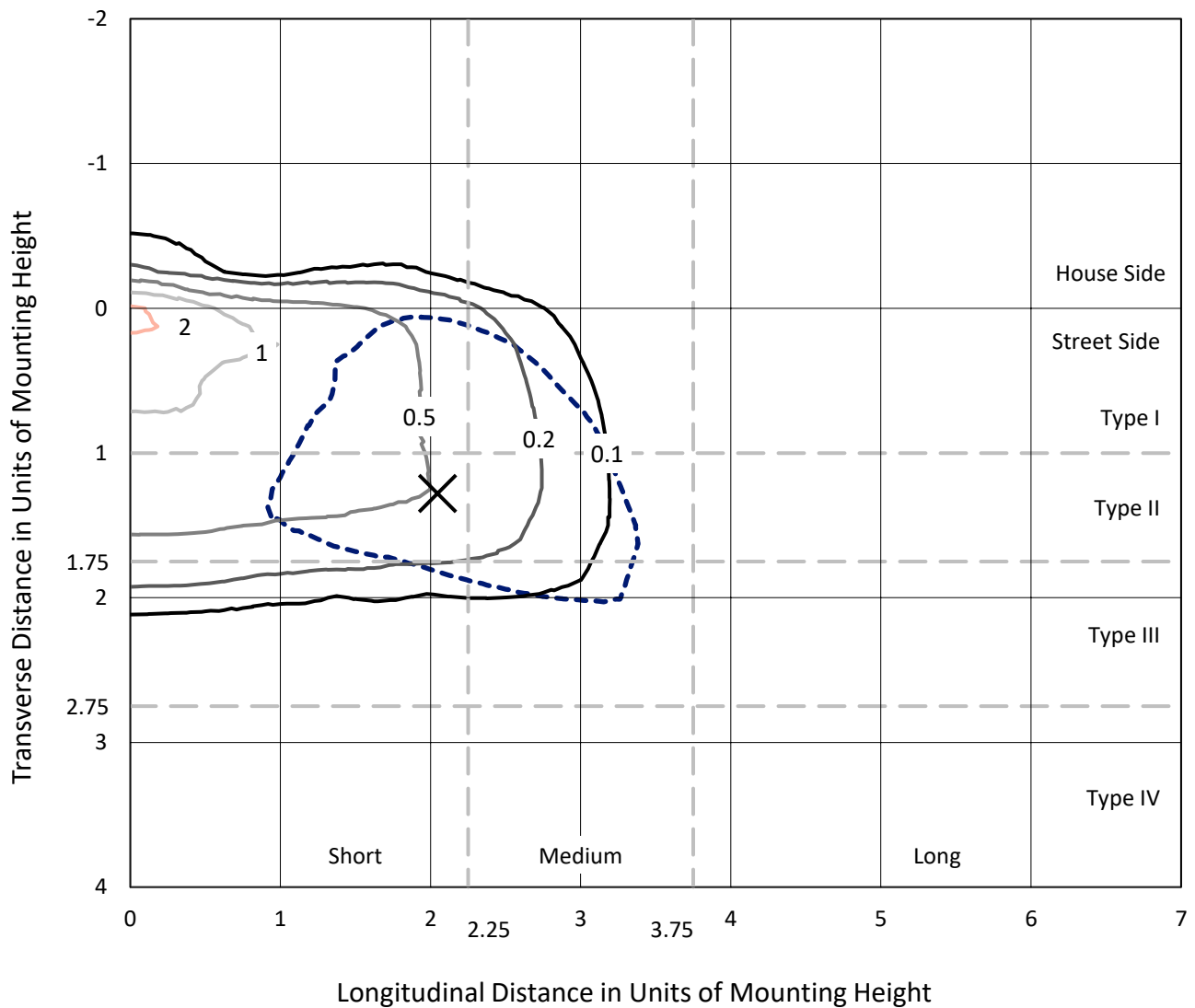
Input Watts (W): 58.2
Input Voltage (V): NR
Input Current (Ain): NR
Voltage Rise (V): NR
Power Factor: NR
Total Harmonic Distortion (THDi): NR
Frequency (hertz): 60
Stabilization Time: NR
Operation Time: NR
Ambient Temperature (°C): NR
Test Distance: 28.75 FT



REPORT NUMBER: P437763
 CATALOG NUMBER: ISS-SA1E-830-U-SL3-HSS

Iso-Footcandle Lines of Horizontal Illumination

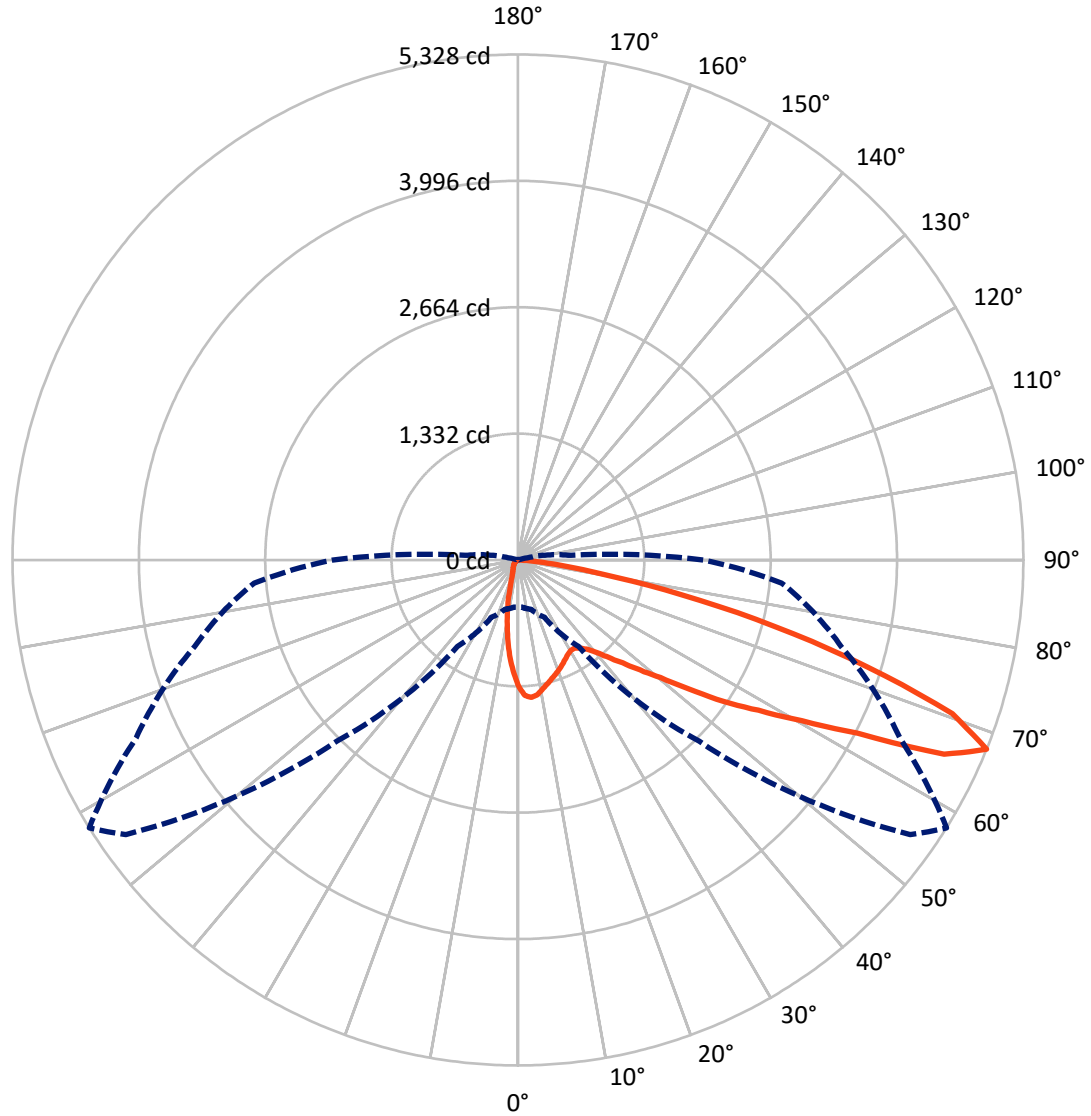
✕ Max cd
 - - - 1/2 Max cd



Based on 25 foot mounting height. Maximum calculated value = 2.2 fc
 Type III - Short - N/A

REPORT NUMBER: P437763
CATALOG NUMBER: ISS-SA1E-830-U-SL3-HSS

Luminous Intensity Polar Plot



— Vertical Plane Through 58-Deg Lateral - - - Horizontal Cone Through 67.5-Deg Vertical

REPORT NUMBER: P437763
 CATALOG NUMBER: ISS-SA1E-830-U-SL3-HSS

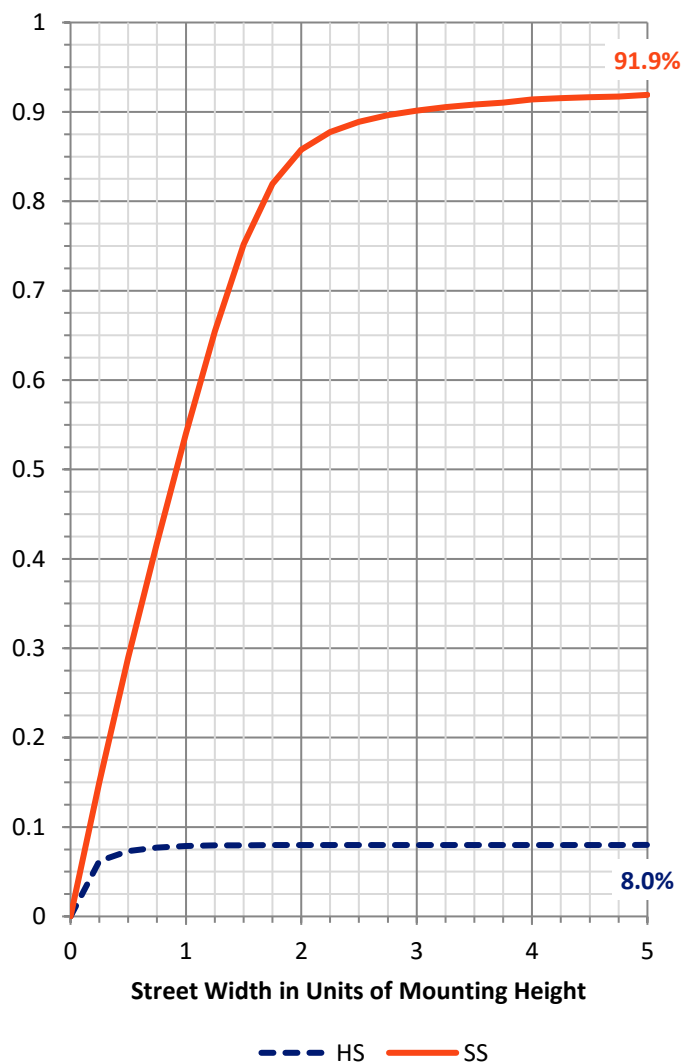
FLUX DISTRIBUTION:

		Downward	Upward	Total
House Side	Lumens	384.1	0.0	384.1
	% Fixture	8.1	0.0	8.1
Street Side	Lumens	4379.9	0.0	4379.9
	% Fixture	91.9	0.0	91.9
Total	Lumens	4764.0	0.0	4764.0
	% Fixture	100.0	0.0	100.0

ZONAL LUMENS:

Zone	Lumens	% Fixture
0°-10°	107.4	2.3
10°-20°	226.3	4.8
20°-30°	306.2	6.4
30°-40°	421.2	8.8
40°-50°	659.4	13.8
50°-60°	1110.8	23.3
60°-70°	1318.2	27.7
70°-80°	572.5	12.0
80°-90°	42.1	0.9
90°-100°	0.0	0.0
100°-110°	0.0	0.0
110°-120°	0.0	0.0
120°-130°	0.0	0.0
130°-140°	0.0	0.0
140°-150°	0.0	0.0
150°-160°	0.0	0.0
160°-170°	0.0	0.0
170°-180°	0.0	0.0
0°-90°	4764.0	100.0
0°-180°	4764.0	100.0

Coefficient of Utilization



REPORT NUMBER: P437763

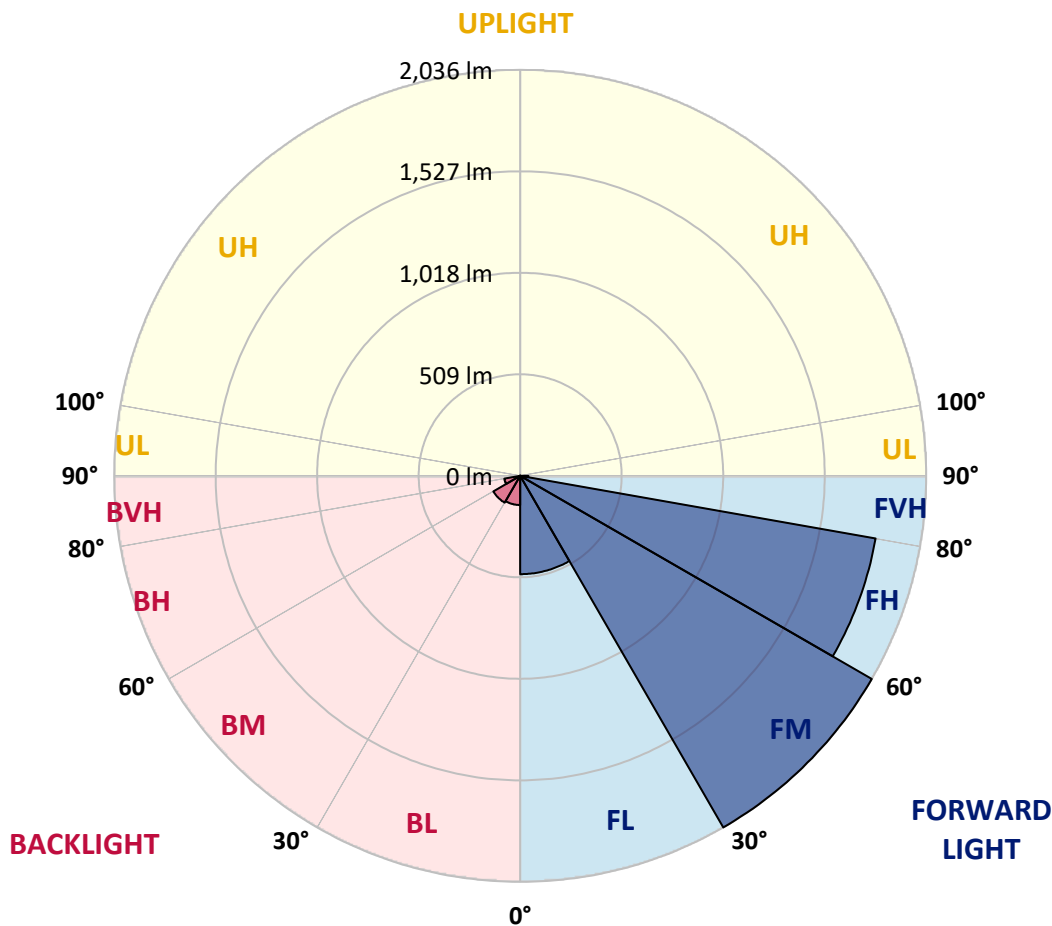
CATALOG NUMBER: ISS-SA1E-830-U-SL3-HSS

LUMINAIRE CLASSIFICATION SYSTEM LUMEN TABLE AND BUG RATING:

Zone	Lumens	% Fixture	Zone Rating/Lumen Limit		
			B	U	G
FL (0°-30°)	493.3	10.4			
FM (30°-60°)	2036.0	42.7			
FH (60°-80°)	1809.8	38.0			G2/5000
FVH (80°-90°)	40.8	0.9			G1/100
BL (0°-30°)	146.6	3.1	B1/500		
BM (30°-60°)	155.4	3.3	B0/220		
BH (60°-80°)	80.8	1.7	B0/110		G0/110
BVH (80°-90°)	1.3	0.0			G0/10
UL (90°-100°)	0.0	0.0		U0/0	
UH (100°-180°)	0.0	0.0		U0/0	

BUG Rating: B1-U0-G2

Type III Short





REPORT NUMBER: P437763
 CATALOG NUMBER: ISS-SA1E-830-U-SL3-HSS

CANDELA DISTRIBUTION (FULL):

	0°	5°	15°	25°	35°	45°	55°	58°	65°	75°	85°
0°	1341.3	1341.3	1341.3	1341.3	1341.3	1341.3	1341.3	1341.3	1341.3	1341.3	1341.3
2.5°	1497.2	1489.0	1484.9	1482.8	1468.5	1456.2	1431.5	1429.5	1413.1	1382.3	1351.6
5°	1464.4	1470.5	1472.6	1478.7	1476.7	1476.7	1460.3	1456.2	1433.6	1390.5	1331.0
7.5°	1392.6	1390.5	1394.6	1411.0	1419.2	1435.6	1433.6	1437.7	1427.4	1380.3	1296.2
10°	1288.0	1292.1	1304.4	1318.7	1341.3	1370.0	1388.5	1392.6	1400.8	1361.8	1263.4
12.5°	1191.6	1197.7	1205.9	1234.7	1259.3	1304.4	1339.2	1347.5	1363.9	1343.4	1234.7
15°	1111.6	1113.6	1119.8	1146.5	1187.5	1244.9	1296.2	1308.5	1335.1	1326.9	1212.1
17.5°	1048.0	1050.1	1058.3	1080.8	1113.6	1181.3	1251.1	1271.6	1310.5	1316.7	1187.5
20°	1013.2	1013.2	1013.2	1027.5	1060.3	1123.9	1205.9	1234.7	1290.0	1300.3	1167.0
22.5°	1002.9	1002.9	998.8	1002.9	1023.4	1076.7	1160.8	1195.7	1265.4	1294.1	1142.4
25°	1017.3	1011.1	1011.1	1000.8	1002.9	1037.8	1119.8	1158.8	1251.1	1290.0	1130.1
27.5°	1043.9	1041.9	1033.7	1025.5	1013.2	1021.4	1084.9	1123.9	1236.7	1296.2	1119.8
30°	1074.7	1074.7	1070.6	1066.5	1046.0	1029.6	1068.5	1103.4	1230.6	1306.4	1113.6
32.5°	1109.5	1107.5	1117.8	1121.9	1097.2	1066.5	1072.6	1105.4	1234.7	1337.2	1117.8
35°	1150.6	1150.6	1169.0	1193.6	1173.1	1126.0	1111.6	1140.3	1255.2	1370.0	1134.2
37.5°	1195.7	1197.7	1230.6	1265.4	1251.1	1210.0	1185.4	1195.7	1298.2	1431.5	1171.1
40°	1249.0	1249.0	1298.2	1355.7	1355.7	1308.5	1275.7	1283.9	1359.8	1519.7	1236.7
42.5°	1306.4	1312.6	1382.3	1452.0	1472.6	1429.5	1394.6	1404.9	1458.2	1634.6	1333.1
45°	1388.5	1406.9	1497.2	1564.9	1605.9	1585.4	1540.2	1548.4	1587.4	1800.7	1478.7
47.5°	1534.1	1550.5	1628.4	1696.1	1747.4	1757.6	1737.1	1733.0	1749.4	1995.5	1663.3
50°	1708.4	1722.8	1776.1	1833.5	1905.3	1966.8	1954.5	1948.4	1954.5	2208.8	1888.9
52.5°	1880.7	1874.5	1938.1	1968.9	2069.4	2204.7	2258.1	2258.1	2225.2	2432.4	2110.4
55°	2034.5	2061.2	2128.9	2184.2	2268.3	2430.3	2610.8	2633.4	2520.6	2653.9	2295.0
57.5°	2016.1	2042.7	2167.8	2342.1	2590.3	2809.8	2986.1	2990.2	2826.2	2824.1	2522.6
60°	1800.7	1802.8	1970.9	2235.5	2731.8	3357.4	3459.9	3439.4	3092.8	3062.0	2836.4
62.5°	1267.5	1259.3	1476.7	1813.0	2520.6	3656.8	4177.7	4021.8	3535.8	3435.3	3129.7
65°	738.3	734.2	818.3	1082.9	1909.4	3445.5	4911.9	4936.6	4118.2	3626.0	3068.2
67.5°	496.3	500.4	539.4	668.6	1113.6	2703.1	5047.3	5328.3	4442.3	3527.6	2791.3
70°	365.1	365.1	395.8	492.2	660.4	1694.1	4409.5	4858.6	4505.9	3281.5	2336.0
72.5°	260.5	260.5	303.5	397.9	539.4	873.7	3277.4	3851.6	3804.5	2723.6	1616.1
75°	166.1	170.2	217.4	326.1	492.2	559.9	2223.2	2791.3	2653.9	1523.8	689.1
77.5°	63.6	71.8	116.9	240.0	430.7	465.6	1267.5	1759.7	1400.8	533.2	184.6
80°	22.6	22.6	39.0	123.1	303.5	383.5	662.4	873.7	455.3	129.2	69.7
82.5°	4.1	4.1	14.4	51.3	149.7	266.6	385.6	430.7	178.4	43.1	41.0
85°	0.0	0.0	2.1	10.3	34.9	26.7	153.8	145.6	55.4	18.5	26.7
87.5°	0.0	0.0	0.0	0.0	2.1	2.1	4.1	4.1	4.1	4.1	4.1
90°	0.0	0.0	0.0	0.0	0.0	0.0	0.0	0.0	0.0	0.0	0.0



REPORT NUMBER: P437763
 CATALOG NUMBER: ISS-SA1E-830-U-SL3-HSS

CANDELA DISTRIBUTION (continued):

	90°	95°	105°	115°	125°	135°	145°	155°	165°	175°	180°
0°	1341.3	1341.3	1341.3	1341.3	1341.3	1341.3	1341.3	1341.3	1341.3	1341.3	1341.3
2.5°	1326.9	1310.5	1263.4	1230.6	1185.4	1140.3	1111.6	1089.0	1078.8	1064.4	1070.6
5°	1294.1	1257.2	1171.1	1093.1	1019.3	941.4	883.9	832.7	816.3	787.6	783.5
7.5°	1244.9	1193.6	1066.5	943.4	824.5	726.0	637.8	570.2	508.6	482.0	498.4
10°	1197.7	1128.0	961.9	797.8	639.9	502.5	397.9	315.8	268.7	248.2	252.3
12.5°	1152.6	1064.4	853.2	658.3	465.6	309.7	225.6	182.5	168.2	166.1	162.0
15°	1113.6	1004.9	756.8	510.7	309.7	194.8	160.0	149.7	147.7	147.7	147.7
17.5°	1070.6	943.4	652.2	375.3	203.0	151.8	141.5	139.5	137.4	137.4	137.4
20°	1037.8	890.1	555.8	262.5	155.9	135.4	131.3	131.3	129.2	129.2	129.2
22.5°	1002.9	834.7	461.5	192.8	133.3	125.1	121.0	119.0	119.0	116.9	116.9
25°	970.1	783.5	371.2	147.7	119.0	112.8	108.7	106.6	106.6	104.6	102.5
27.5°	949.6	742.4	291.2	125.1	106.6	102.5	98.4	94.3	90.2	88.2	88.2
30°	935.2	693.2	221.5	108.7	98.4	92.3	86.1	80.0	73.8	71.8	71.8
32.5°	914.7	654.2	170.2	98.4	88.2	82.0	73.8	67.7	61.5	57.4	57.4
35°	914.7	621.4	131.3	88.2	80.0	71.8	65.6	55.4	49.2	47.2	45.1
37.5°	929.1	584.5	108.7	82.0	73.8	65.6	57.4	47.2	41.0	39.0	39.0
40°	961.9	572.2	92.3	73.8	65.6	57.4	49.2	39.0	34.9	30.8	30.8
42.5°	1029.6	576.3	82.0	69.7	59.5	51.3	41.0	32.8	28.7	26.7	26.7
45°	1128.0	588.6	75.9	63.6	53.3	43.1	34.9	28.7	22.6	20.5	20.5
47.5°	1265.4	627.6	67.7	57.4	47.2	36.9	28.7	22.6	18.5	16.4	16.4
50°	1429.5	695.3	63.6	51.3	43.1	30.8	22.6	16.4	12.3	12.3	12.3
52.5°	1622.3	762.9	57.4	47.2	36.9	26.7	18.5	12.3	10.3	8.2	8.2
55°	1784.3	822.4	51.3	43.1	30.8	20.5	14.4	10.3	8.2	6.2	6.2
57.5°	1995.5	908.6	43.1	36.9	24.6	16.4	10.3	8.2	4.1	4.1	4.1
60°	2278.6	1011.1	36.9	30.8	18.5	12.3	8.2	4.1	4.1	2.1	2.1
62.5°	2399.6	929.1	32.8	24.6	14.4	8.2	6.2	4.1	2.1	2.1	2.1
65°	2266.3	758.8	26.7	18.5	10.3	6.2	4.1	2.1	2.1	0.0	0.0
67.5°	1954.5	559.9	22.6	12.3	8.2	4.1	2.1	0.0	0.0	0.0	0.0
70°	1593.6	414.3	16.4	8.2	4.1	4.1	2.1	0.0	0.0	0.0	0.0
72.5°	1103.4	250.2	12.3	6.2	4.1	2.1	2.1	0.0	0.0	0.0	0.0
75°	428.6	98.4	10.3	6.2	4.1	2.1	0.0	0.0	0.0	0.0	0.0
77.5°	121.0	34.9	8.2	4.1	4.1	2.1	2.1	2.1	0.0	0.0	0.0
80°	49.2	18.5	6.2	4.1	4.1	4.1	2.1	2.1	0.0	0.0	0.0
82.5°	30.8	10.3	4.1	2.1	2.1	2.1	2.1	0.0	0.0	0.0	0.0
85°	20.5	6.2	4.1	2.1	2.1	0.0	0.0	0.0	0.0	2.1	2.1
87.5°	4.1	4.1	2.1	2.1	2.1	2.1	0.0	0.0	0.0	0.0	2.1
90°	0.0	0.0	0.0	0.0	0.0	0.0	0.0	0.0	0.0	0.0	0.0

Cooper Lighting Solutions Photometric Lab
1121 Highway 74 South
Peachtree City, GA 30269



LM-79-2019: Approved Method: Electrical and Photometric Measurements of Solid-State Lighting Products

Report Prepared for

Cooper Lighting Solutions

MCGRAW EDISON

Report Number: SP1-2408-195-9

Test Date: 08/07/2024

Luminaire Tested: GALN-SB1A-830-U-5WQ

Data in this report applies to families of products including GALN-SB1A-830-U-5WQ.

Test Information

Test Method: LM-79-2019
 Report Number: SP1-2408-195-9
 Test Lab: COOPER LIGHTING SOLUTIONS
 Photometer: SP1 - 76IN SPHERE
 Measurement Geometry: 4π
 Issue Date: 08/07/2024
 Manufacturer: COOPER LIGHTING SOLUTIONS
 Product Line: MCGRAW EDISON
 Catalog Number: **GALN-SB1A-830-U-5WQ**
 Description: GALLEON AREA AND ROADWAY LUMINAIRE. (1) 80 CRI, 3000K, 350MA HIGH DENSITY LIGHTSQUARE WITH 26 LEDS AND TYPE V WIDE OPTICS

Spectral Parameters

CCT (K): 3050
 CIE u': 0.2476
 CIE v': 0.5251
 Duv: 0.0034
 CIE x: 0.4383
 CIE y: 0.4131
 CIE z: 0.1487
 Peak Wavelength (nm): 603
 Dominant Wavelength (nm): 581
 Purity: 55.55201
 Rf: 81.5
 Rg: 99.2

CRI (Ra):	81.0		
R1:	79.6	R9:	7.1
R2:	85.6	R10:	67.0
R3:	92.0	R11:	82.7
R4:	82.6	R12:	63.2
R5:	78.9	R13:	80.3
R6:	81.7	R14:	95.0
R7:	85.2	R15:	71.7
R8:	62.0		



Test Conditions

Stabilization Time: 20M
 Operation Time: 1H 20M
 Sphere Temperature (°C): 24.2

REPORT NUMBER: SP1-2408-195-9

Measurement and Test Equipment			
Instrument	Identification Number	Calibration Date	Calibration Due Date
Photometer	IN0058	6/18/2024	12/18/2024
Power Meter	INXT2011004	2/8/2024	2/8/2025
AC Power Source	IN0063	10/24/2023	10/24/2024
DC Power Source	IN0208	10/24/2023	10/24/2024
Sphere Thermometer	IN0085	10/24/2023	10/24/2024
Room Thermometer	IN0046	10/24/2023	10/24/2024

REPORT NUMBER: SP1-2408-195-9

CIE 1931 Chromaticity Diagram



CIE 1931 Chromaticity Diagram with 2017 ANSI 7-Step and 4-Step Quadrangles



CCT = 3050K
 CIE x = 0.4383
 CIE y = 0.4131
 Duv = 0.0034

Point lies inside the ANSI 3000K 4-step quadrangle

REPORT NUMBER: SP1-2408-195-9

Photopic Flux vs. Wavelength



Photopic Lumens: NR

λ (nm)	Power W [^] /nm	Lumens (ϕ /nm)	λ (nm)	Power W [^] /nm	Lumens (ϕ /nm)	λ (nm)	Power W [^] /nm	Lumens (ϕ /nm)	λ (nm)	Power W [^] /nm	Lumens (ϕ /nm)	λ (nm)	Power W [^] /nm	Lumens (ϕ /nm)
360	0	NR	490	168	NR	620	940	NR	750	35	NR	880	1	NR
365	0	NR	495	233	NR	625	897	NR	755	30	NR	885	1	NR
370	0	NR	500	300	NR	630	847	NR	760	26	NR	890	1	NR
375	0	NR	505	372	NR	635	790	NR	765	22	NR	895	1	NR
380	0	NR	510	430	NR	640	730	NR	770	19	NR	900	1	NR
385	0	NR	515	483	NR	645	668	NR	775	16	NR	905	1	NR
390	0	NR	520	524	NR	650	605	NR	780	14	NR	910	0	NR
395	2	NR	525	555	NR	655	545	NR	785	12	NR	915	0	NR
400	4	NR	530	581	NR	660	485	NR	790	10	NR	920	0	NR
405	7	NR	535	604	NR	665	430	NR	795	9	NR	925	0	NR
410	17	NR	540	623	NR	670	378	NR	800	8	NR	930	0	NR
415	34	NR	545	645	NR	675	331	NR	805	7	NR	935	0	NR
420	68	NR	550	667	NR	680	290	NR	810	6	NR	940	0	NR
425	128	NR	555	693	NR	685	251	NR	815	5	NR	945	0	NR
430	214	NR	560	719	NR	690	218	NR	820	4	NR	950	0	NR
435	339	NR	565	754	NR	695	188	NR	825	4	NR	955	0	NR
440	507	NR	570	791	NR	700	162	NR	830	3	NR	960	0	NR
445	573	NR	575	830	NR	705	139	NR	835	3	NR	965	0	NR
450	356	NR	580	873	NR	710	119	NR	840	3	NR	970	0	NR
455	217	NR	585	913	NR	715	102	NR	845	2	NR	975	0	NR
460	168	NR	590	948	NR	720	88	NR	850	2	NR	980	0	NR
465	113	NR	595	974	NR	725	76	NR	855	2	NR	985	0	NR
470	85	NR	600	994	NR	730	65	NR	860	1	NR	990	0	NR
475	85	NR	605	998	NR	735	55	NR	865	1	NR	995	0	NR
480	94	NR	610	994	NR	740	47	NR	870	1	NR	1000	0	NR
485	120	NR	615	973	NR	745	41	NR	875	1	NR			

REPORT NUMBER: SP1-2408-195-9

Scotopic Flux vs. Wavelength



Scotopic Lumens: NR

S/P: 1.27

λ (nm)	Power W [^] /nm	Lumens (φ/nm)	λ (nm)	Power W [^] /nm	Lumens (φ/nm)	λ (nm)	Power W [^] /nm	Lumens (φ/nm)	λ (nm)	Power W [^] /nm	Lumens (φ/nm)	λ (nm)	Power W [^] /nm	Lumens (φ/nm)
360	0	NR	490	168	NR	620	940	NR	750	35	NR	880	1	NR
365	0	NR	495	233	NR	625	897	NR	755	30	NR	885	1	NR
370	0	NR	500	300	NR	630	847	NR	760	26	NR	890	1	NR
375	0	NR	505	372	NR	635	790	NR	765	22	NR	895	1	NR
380	0	NR	510	430	NR	640	730	NR	770	19	NR	900	1	NR
385	0	NR	515	483	NR	645	668	NR	775	16	NR	905	1	NR
390	0	NR	520	524	NR	650	605	NR	780	14	NR	910	0	NR
395	2	NR	525	555	NR	655	545	NR	785	12	NR	915	0	NR
400	4	NR	530	581	NR	660	485	NR	790	10	NR	920	0	NR
405	7	NR	535	604	NR	665	430	NR	795	9	NR	925	0	NR
410	17	NR	540	623	NR	670	378	NR	800	8	NR	930	0	NR
415	34	NR	545	645	NR	675	331	NR	805	7	NR	935	0	NR
420	68	NR	550	667	NR	680	290	NR	810	6	NR	940	0	NR
425	128	NR	555	693	NR	685	251	NR	815	5	NR	945	0	NR
430	214	NR	560	719	NR	690	218	NR	820	4	NR	950	0	NR
435	339	NR	565	754	NR	695	188	NR	825	4	NR	955	0	NR
440	507	NR	570	791	NR	700	162	NR	830	3	NR	960	0	NR
445	573	NR	575	830	NR	705	139	NR	835	3	NR	965	0	NR
450	356	NR	580	873	NR	710	119	NR	840	3	NR	970	0	NR
455	217	NR	585	913	NR	715	102	NR	845	2	NR	975	0	NR
460	168	NR	590	948	NR	720	88	NR	850	2	NR	980	0	NR
465	113	NR	595	974	NR	725	76	NR	855	2	NR	985	0	NR
470	85	NR	600	994	NR	730	65	NR	860	1	NR	990	0	NR
475	85	NR	605	998	NR	735	55	NR	865	1	NR	995	0	NR
480	94	NR	610	994	NR	740	47	NR	870	1	NR	1000	0	NR
485	120	NR	615	973	NR	745	41	NR	875	1	NR			

REPORT NUMBER: SP1-2408-195-9

Melanopic Flux vs. Wavelength



Melanopic Lumens: NR

M/P: 2.32

λ (nm)	Power W [^] /nm	Lumens (φ/nm)	λ (nm)	Power W [^] /nm	Lumens (φ/nm)	λ (nm)	Power W [^] /nm	Lumens (φ/nm)	λ (nm)	Power W [^] /nm	Lumens (φ/nm)	λ (nm)	Power W [^] /nm	Lumens (φ/nm)
360	0	NR	490	168	NR	620	940	NR	750	35	NR	880	1	NR
365	0	NR	495	233	NR	625	897	NR	755	30	NR	885	1	NR
370	0	NR	500	300	NR	630	847	NR	760	26	NR	890	1	NR
375	0	NR	505	372	NR	635	790	NR	765	22	NR	895	1	NR
380	0	NR	510	430	NR	640	730	NR	770	19	NR	900	1	NR
385	0	NR	515	483	NR	645	668	NR	775	16	NR	905	1	NR
390	0	NR	520	524	NR	650	605	NR	780	14	NR	910	0	NR
395	2	NR	525	555	NR	655	545	NR	785	12	NR	915	0	NR
400	4	NR	530	581	NR	660	485	NR	790	10	NR	920	0	NR
405	7	NR	535	604	NR	665	430	NR	795	9	NR	925	0	NR
410	17	NR	540	623	NR	670	378	NR	800	8	NR	930	0	NR
415	34	NR	545	645	NR	675	331	NR	805	7	NR	935	0	NR
420	68	NR	550	667	NR	680	290	NR	810	6	NR	940	0	NR
425	128	NR	555	693	NR	685	251	NR	815	5	NR	945	0	NR
430	214	NR	560	719	NR	690	218	NR	820	4	NR	950	0	NR
435	339	NR	565	754	NR	695	188	NR	825	4	NR	955	0	NR
440	507	NR	570	791	NR	700	162	NR	830	3	NR	960	0	NR
445	573	NR	575	830	NR	705	139	NR	835	3	NR	965	0	NR
450	356	NR	580	873	NR	710	119	NR	840	3	NR	970	0	NR
455	217	NR	585	913	NR	715	102	NR	845	2	NR	975	0	NR
460	168	NR	590	948	NR	720	88	NR	850	2	NR	980	0	NR
465	113	NR	595	974	NR	725	76	NR	855	2	NR	985	0	NR
470	85	NR	600	994	NR	730	65	NR	860	1	NR	990	0	NR
475	85	NR	605	998	NR	735	55	NR	865	1	NR	995	0	NR
480	94	NR	610	994	NR	740	47	NR	870	1	NR	1000	0	NR
485	120	NR	615	973	NR	745	41	NR	875	1	NR			

Summary

$R_f = 81.5$
 $R_g = 99.2$
 $CIE R_a = 81.0$
 $R_9 = 7.1$



Color Vector Graphics



Individual Sample Fidelity Index ($R_{f,i}$)

CES01 = 86	CES26 = 74	CES51 = 89	CES76 = 70
CES02 = 63	CES27 = 88	CES52 = 92	CES77 = 86
CES03 = 31	CES28 = 89	CES53 = 81	CES78 = 72
CES04 = 70	CES29 = 67	CES54 = 87	CES79 = 90
CES05 = 50	CES30 = 68	CES55 = 85	CES80 = 88
CES06 = 51	CES31 = 71	CES56 = 78	CES81 = 78
CES07 = 42	CES32 = 70	CES57 = 76	CES82 = 95
CES08 = 41	CES33 = 71	CES58 = 78	CES83 = 90
CES09 = 29	CES34 = 82	CES59 = 92	CES84 = 94
CES10 = 76	CES35 = 90	CES60 = 95	CES85 = 86
CES11 = 59	CES36 = 93	CES61 = 93	CES86 = 72
CES12 = 65	CES37 = 87	CES62 = 83	CES87 = 85
CES13 = 43	CES38 = 75	CES63 = 77	CES88 = 83
CES14 = 74	CES39 = 94	CES64 = 83	CES89 = 75
CES15 = 71	CES40 = 89	CES65 = 77	CES90 = 81
CES16 = 47	CES41 = 85	CES66 = 80	CES91 = 96
CES17 = 50	CES42 = 86	CES67 = 79	CES92 = 73
CES18 = 56	CES43 = 81	CES68 = 84	CES93 = 84
CES19 = 72	CES44 = 99	CES69 = 91	CES94 = 64
CES20 = 66	CES45 = 87	CES70 = 78	CES95 = 80
CES21 = 87	CES46 = 82	CES71 = 76	CES96 = 84
CES22 = 79	CES47 = 77	CES72 = 92	CES97 = 87
CES23 = 92	CES48 = 71	CES73 = 71	CES98 = 81
CES24 = 91	CES49 = 81	CES74 = 93	CES99 = 74
CES25 = 72	CES50 = 89	CES75 = 74	



Color Rendition by Hue-Angle Bin



Measure Comparisons



(END OF REPORT)